

# Mercedes me Digital Logbook User Guide

Setup and description of features for your Digital Logbook

Version 3.1 (Status 03.05.2023)

Mercedes-Benz



# Mercedes me Digital Logbook

The logbook of the future - electronic instead of pen and paper

With your company car to work every day, several times a week to customer appointments and in the evening quickly to the supermarket. Although there may be a tax benefit compared to the 1% rule, it is time-consuming for you and your employees to keep a complete analogue vehicle log. The Digital Logbook almost writes itself by taking over the documentation of your journeys completely automatically. You then categorise these trips as private, business, commute, or mixed trips in seconds. Keep track of your trips and get your vehicle log data ready for your tax return with just one click.

All you need is the Mercedes me Digital Logbook App.

At a glance - How to save time and money in the future

- Without any additional hardware: Your trips are recorded automatically
- Easily categorise trips in the app with just a few clicks
- Automatic categorisation of commutes
- Export vehicle log directly from the app for the tax return
- Keep the overview in the dashboard

*Note on use: In order for trips to be taken into account for the tax return, you must document them properly and completely for the tax office. The Digital Logbook merely provides the technical basis for this. It is strongly recommended to clarify the required information and the exact type of documentation with the responsible tax office in advance. The smartphone app is available for iOS devices in the App Store™ and for Android devices in the Google Play™ Store.*



# Contents

This document provides instructions on how to set up the Mercedes me Digital Logbook, as well as a comprehensive overview of the Digital Extras functions.

Please note: To use the Digital Extras, a personal Mercedes me ID and agreement to the Terms of Use for the Mercedes me connect services are required. This service is only available for Mercedes-Benz vehicles that use Mercedes me connect. You can check whether your vehicle is compatible in the [Mercedes me Store](#).

It is recommended to coordinate the required information and the exact type of documentation with the responsible tax office in advance.

## Getting started

A: [How do I download the Mercedes me Digital Logbook App?](#)

B: [How can I buy the Digital Logbook service?](#)

C: [I am new to the Mercedes-Benz world. How do I register a Mercedes me ID?](#)

## Functions

1. [Menu](#)
2. [Settings](#)
3. [Recording and categorising trips](#)
4. [Collecting receipts](#)
5. [Dashboard](#)
6. [Saving popular places](#)
7. [Exporting the Digital Logbook data](#)

A: How do I download the Mercedes me Digital Logbook App?

# Downloading the Mercedes me Digital Logbook App

Android smartphone:



Apple iPhone:



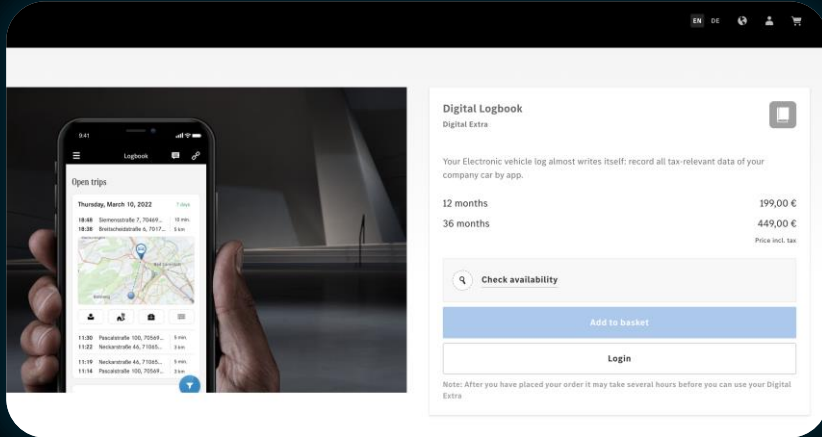
Download the Mercedes me Digital Logbook App to your smartphone from the App Store. To find the app directly in the App Store, you can scan the corresponding QR code or select the respective button.



B: How can I buy the Digital Logbook?

B: How can I buy the Digital Logbook service?

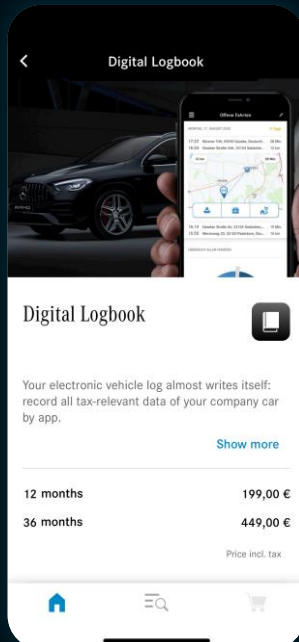

# Buying the Digital Logbook



## Mercedes me Web Store

If you are logged into the Mercedes me Store and have added your vehicles to your profile, you can add the Digital Logbook directly to your shopping cart and purchase it.

If you have not yet linked a vehicle to your Mercedes me ID, you can find out whether the Digital Extra is available for your vehicle under "Check availability" using your vehicle identification number (VIN), an online code or via a configurator link.



## Mercedes me App and Mercedes me Store App

If you are logged into the Mercedes me Store or the Mercedes me App and have linked your vehicle with your Mercedes me ID, you can add the Digital Logbook directly to the shopping cart and purchase it.



## Mercedes me Digital Logbook App

If you are logged into the Mercedes me Digital Logbook App and your vehicle is linked to the app, you can purchase the Digital Logbook directly in the app.

C: I am new to the Mercedes-Benz world. How do I register a Mercedes me ID?



# Registration of a Mercedes me ID

You don't have a Mercedes me ID yet? To register, simply follow the steps on our [website](#).

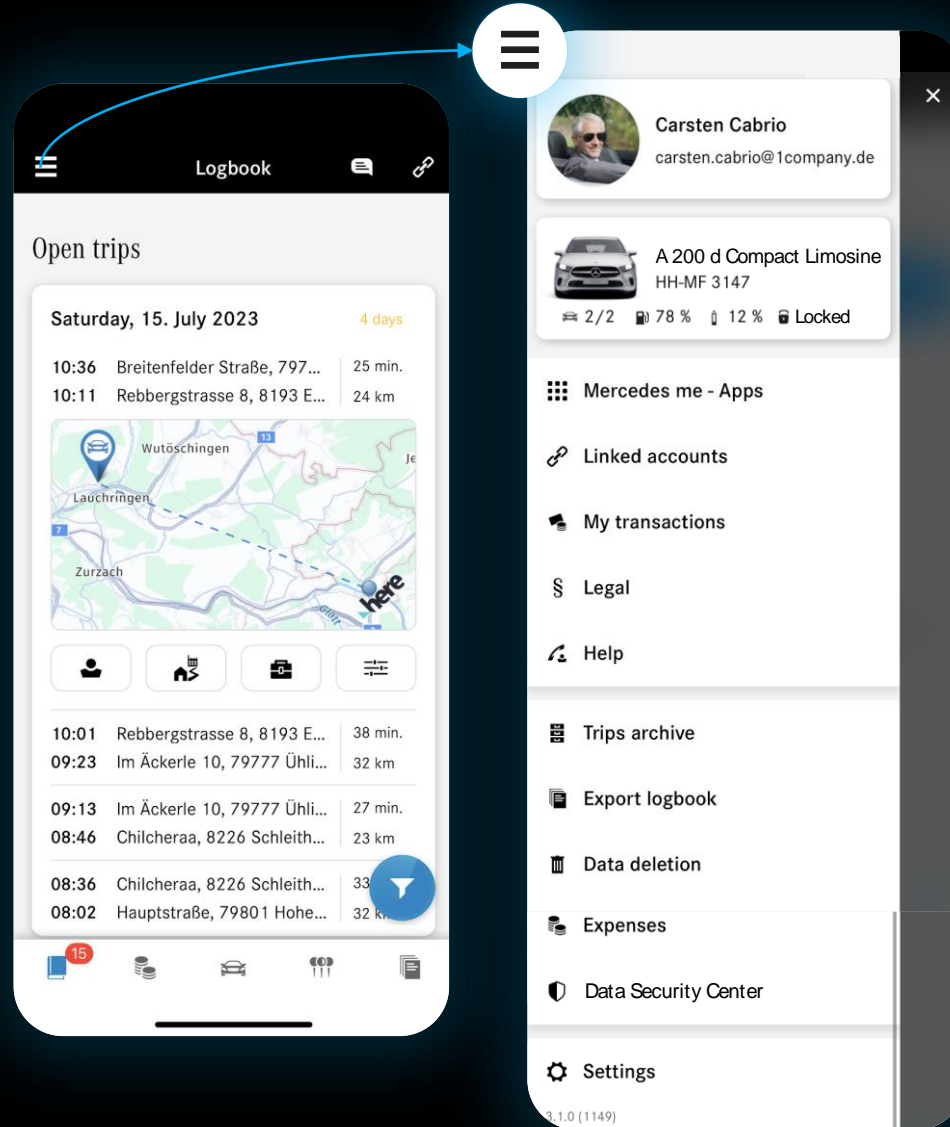
For more info, see the [video tutorial](#).



## Functions of the Mercedes me Digital Logbook App

# Quickly reaching functions in the menu

The vehicle log offers you various functions. You can reach many of them quickly via the menu at the top left.



The menu contains the profile with your personal data and the app data. Here you also have access to your vehicles via the garage.



In the trip archive you will find all trips that have already been classified



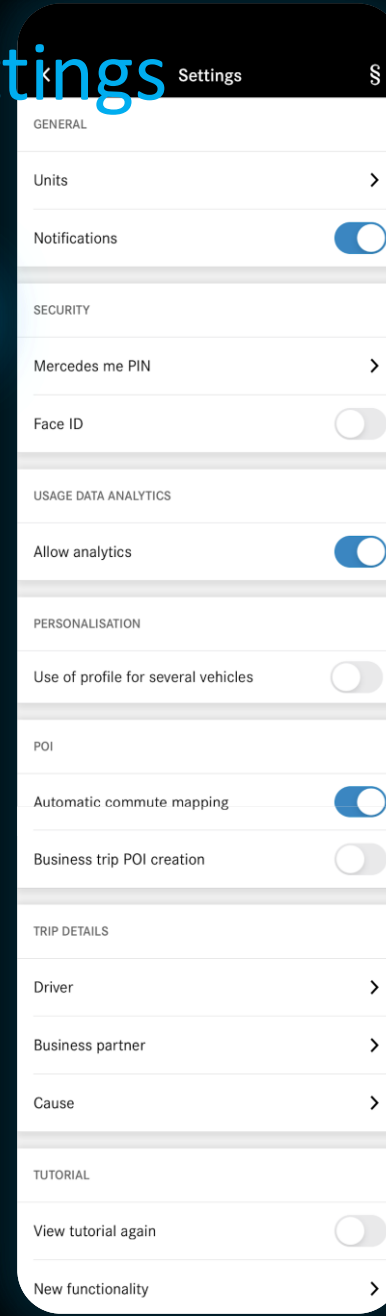
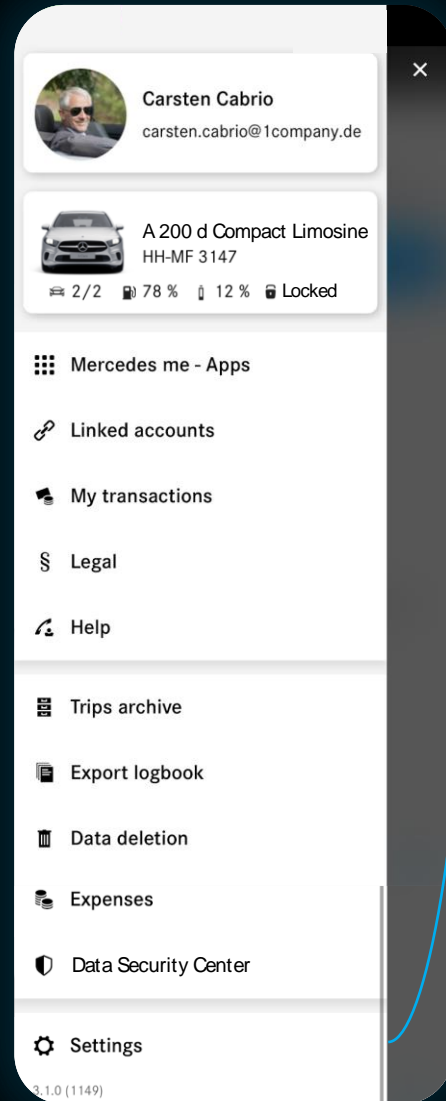
Under "Export vehicle log" you can download your recorded and categorised trips for the tax office or for private purposes.



Data deletion allows you to delete your recorded and categorised trips.

# Everything under control with the **Settings**

You can reach the settings via the menu. This section gives you control over general settings, security settings in the app and analysis of its data.



In the "General" section you have the possibility to choose the units in which your data will be displayed.

Here you can also set whether the vehicle log app is allowed to send you notifications.

Under "Security" you can set a Mercedes me PIN for logging into the app and change it.

Additionally, you can allow the vehicle log app to use your smartphone's Face ID feature to log in.

The settings provide you with control over your data. Simply manage permission to analyse your data under "Usage data analysis".

In the settings, you can also find instructions on the functions and use of the app at any time.

# Recording and categorisation in the Digital Logbook

The Mercedes me vehicle log automatically records your trips without any additional hardware.

After recording, you have seven days to categorise your trips.


The following categories are available for this purpose:

 Private trip

 Business trip

 Commute

 Mixed trip

 You can use the filter function to search through trips according to various criteria.

You can merge recorded partial trips into one trip.

Then you can categorise your trips.

If all trips are categorised, you will get an overview of your driven distances here.

The screenshots illustrate the workflow: starting with a list of 'Open trips' on a specific date, then selecting multiple trips from different days to be merged. The merge screen provides details on the combined trip's duration and mileage. Finally, the 'Categorized trips' screen shows a summary of distances for different trip types (private, business, mixed) over a 7-day period.

# Keep an eye on your costs with **My receipts**

Expected to be available from the end of 2023

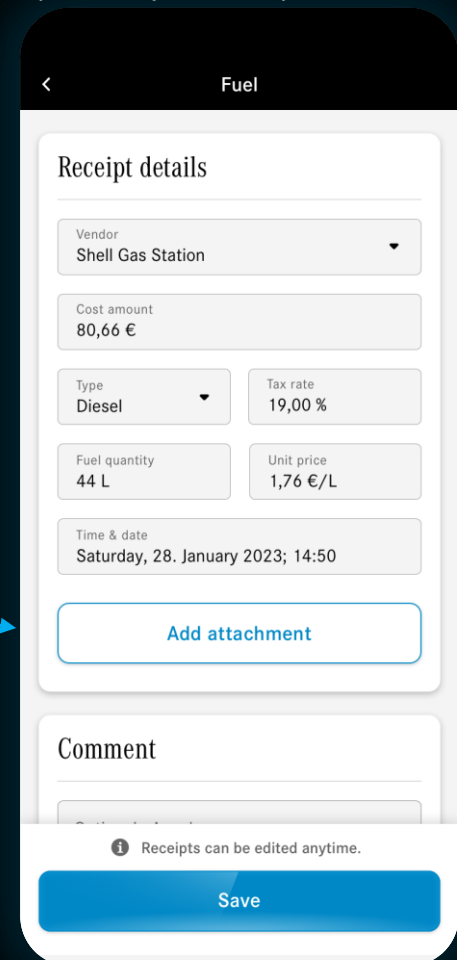
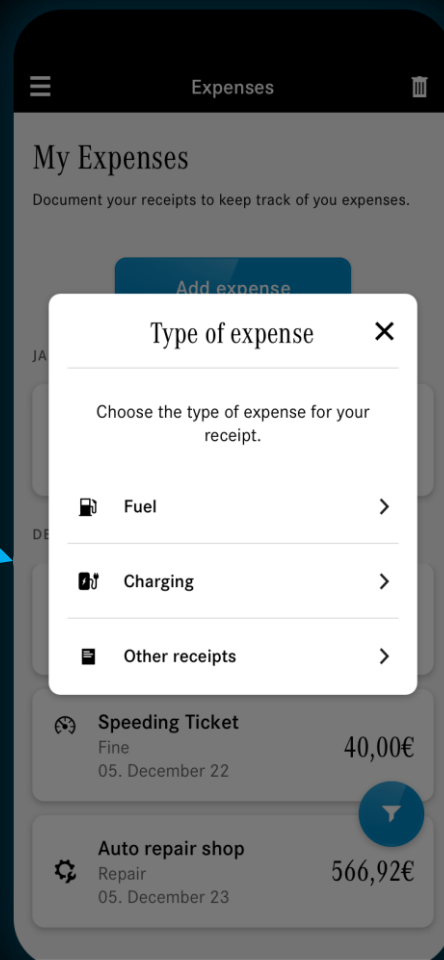
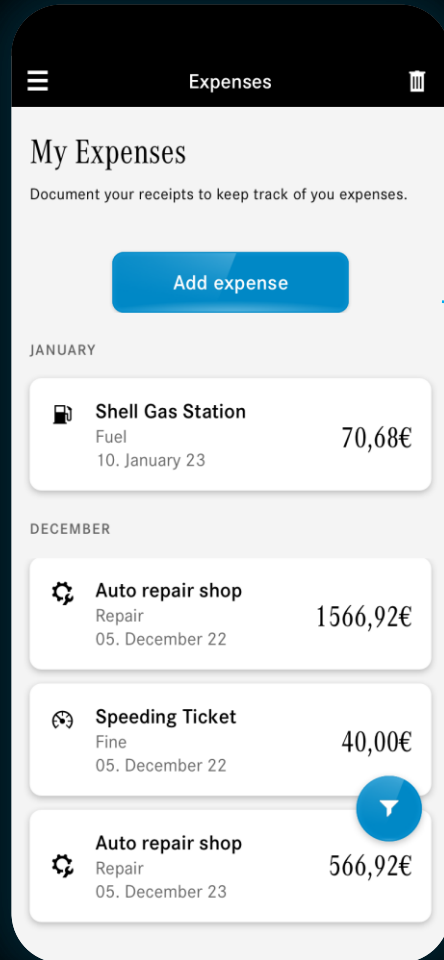
In the "My receipts" section, you can collect invoices relating to your Mercedes-Benz vehicle.



The filter function allows you to search through receipts according to various criteria. So you can always find the invoice you need at any moment.

To add a new document, select the document type

Enter information about the document. You can also attach a photo of your receipt here.



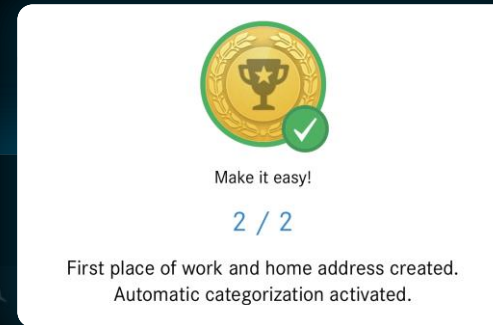
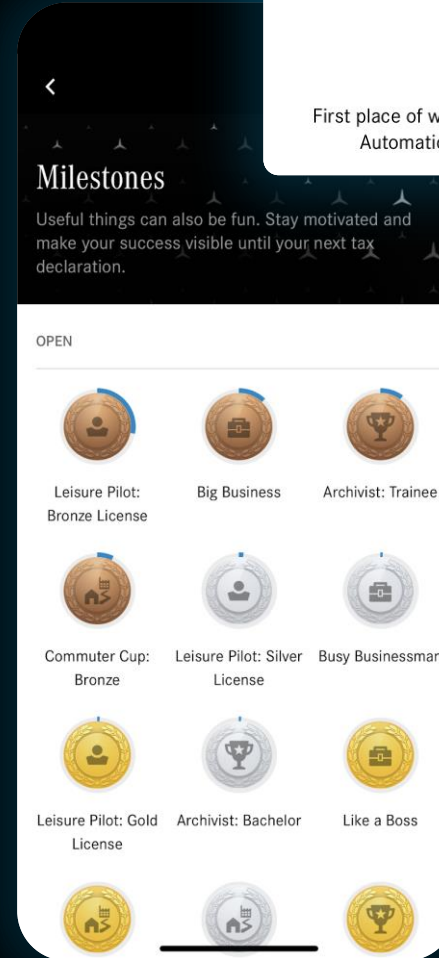
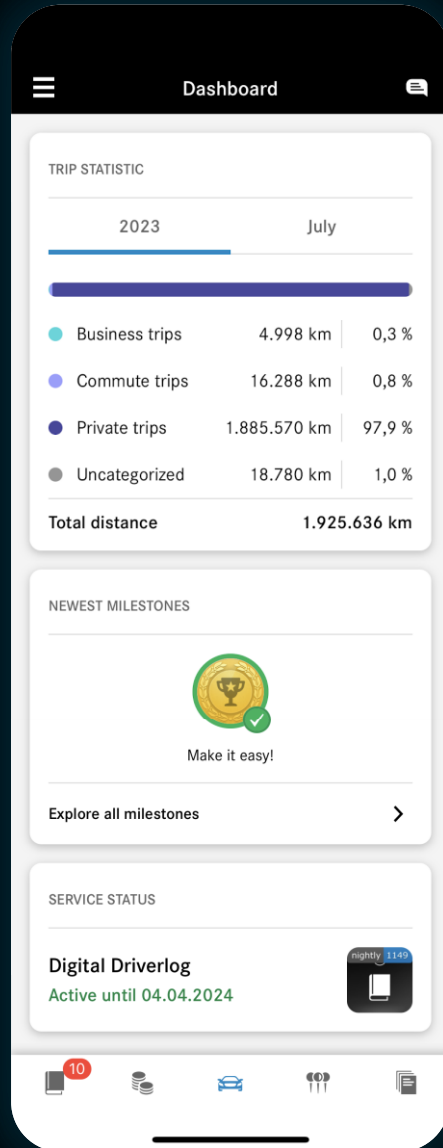
# Stay on top of things in the Dashboard

The dashboard helps you keep track of your trips, milestones and service status.

The trip summary provides information on distances travelled per year or month.

Your latest milestones show you what you have recently achieved in the Mercedes me Digital Logbook App.

Under Service Status you can find out how long your Digital Logbook will remain active.



Achieve milestones by regularly recording and categorising trips. This way, you are supported in staying on the ball and can make your successes visible in the app.

The open milestones show you the challenges you still have ahead of you.

The milestones achieved show you the challenges you have already completed.

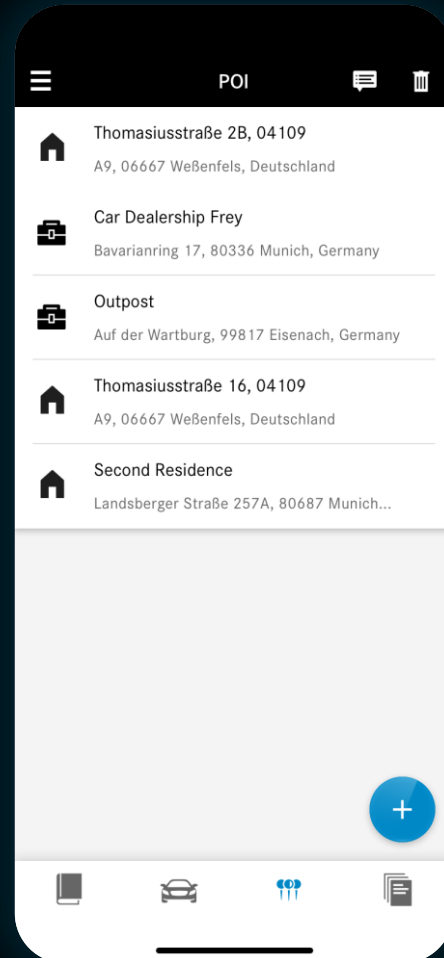
# Save addresses with **Create places**

The Mercedes me Digital Logbook App recognises when you have driven to one of your saved places and supports you in maintaining your trips.

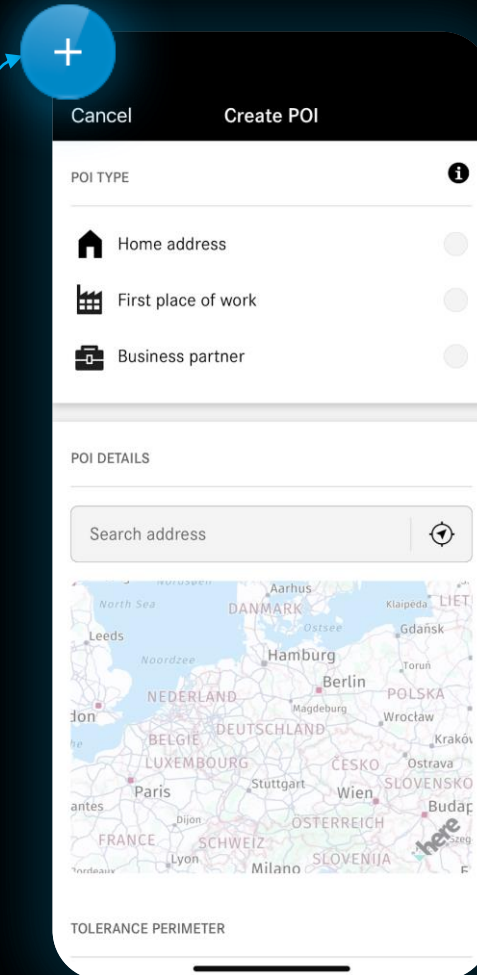
If you drive between a created home address and a created first workplace, the trip is even automatically categorised as a commute.

To do this, simply create an address in the "Create places" section and save all the necessary information for it.

Use the plus button to add a new place.



Here you store all the important information about the address.





# Export Digital Logbook data

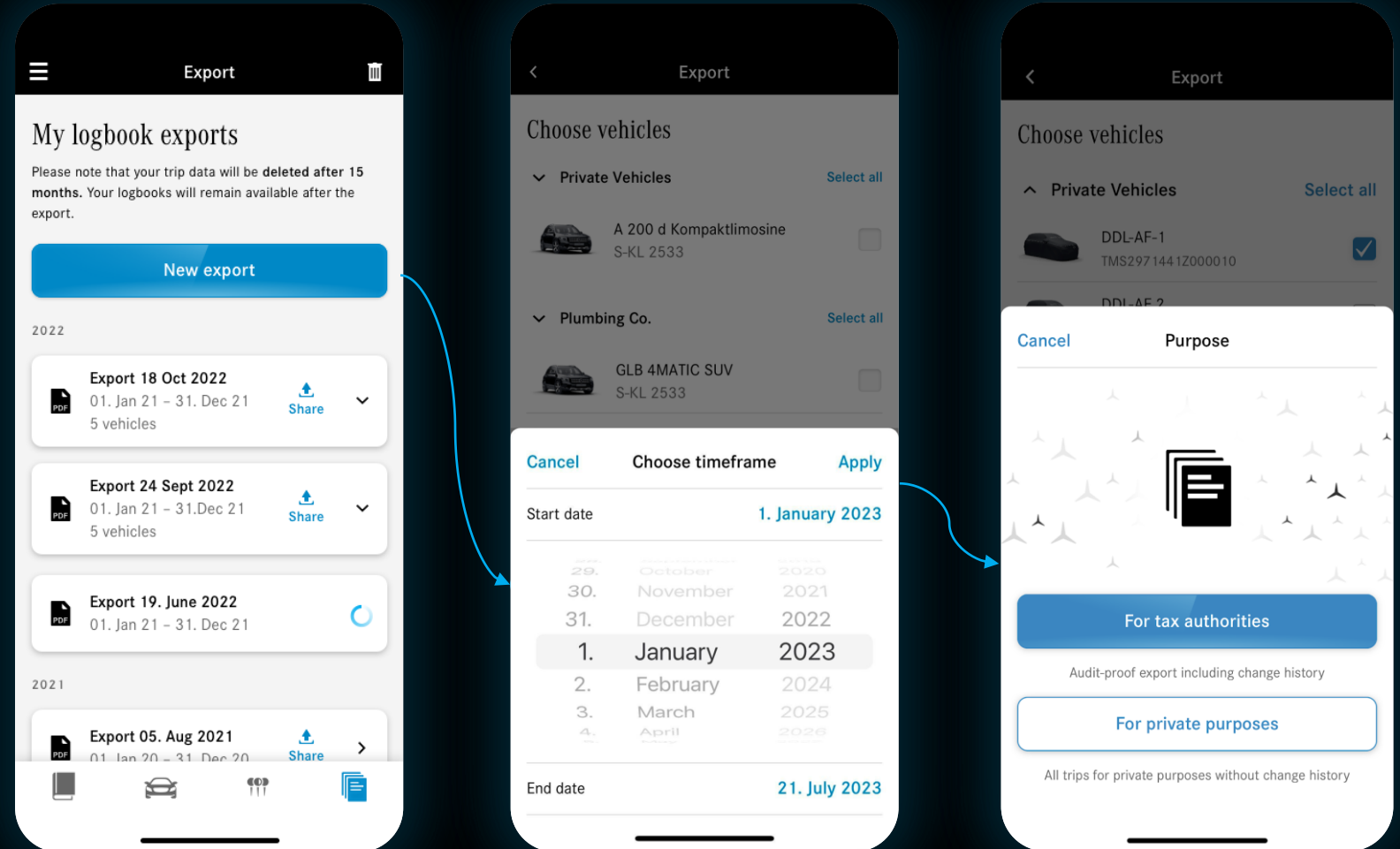
Export your data from a selected period in the "Exports" section.

In the overview you will find your last exported data. Here you also have the possibility to share and download them.

The data formats available to you are the tax office-compliant PDF format and the CSV format, which can be used for private purposes.

For a new export, select the period for which you want your data to be exported.

Finally, you specify the intended use and thus the file format of your export.



# Do you have any further questions?

You can find more information in the [FAQ section](#).

If you have any questions about your order, we are available by phone at 00800 9 777 77 77 - Monday to Sunday from 9 a.m. to 6 p.m.

Free of charge from landlines, costs for calls from mobile networks may vary.



We hope you will enjoy using the Mercedes me Digital Logbook App